

COUNTRY COLLECTIBLES PRESENTS #61  
**DISTINCTIVE**

**PROS' LUXE LOOKS FROM  
LESS COSTLY MATERIALS**

# Kitchen™ SOLUTIONS

SPRING 2011

SPECIAL DOUBLE ISSUE!

# NEW LOOKS 2011

**THE BIGGEST  
VARIETY OF  
STYLES EVER!**

**ACCESSIBLE  
GREEN TRENDS**

# 65

**AMAZING  
KITCHENS  
& BATHS**



DISPLAY UNTIL APRIL 3, 2011

## HILLTOP CONTEMPORARY RANCH



PHOTOGRAPHY: STEVE KRUPENYE

### WISH LIST

- ✓ Create cooking zone on island
- ✓ Provide more seating at the island
- ✓ Color scheme to complement views

HIGHLIGHTING THE VIEW OF THE HUDSON RIVER FROM THEIR contemporary-ranch-style hilltop home was one of the homeowners' primary requests. In addition, they wanted more seating, newer cabinets and a better layout, says Jason Landau, the designer and owner of Amazing Spaces, hired to make the transformation. The first order of business was to install new, larger sliding glass doors. The second step: Remove cabinets above the sink and replace them with a trio of large panes for better views. The third step was to rearrange appliances and cabinets to create more storage. Landau's plan maintained the view from the sink; that leg also has base storage and a long countertop. A cooktop went on a big center island, along with seating and storage—including open roll-out drawers for pots and pans to be easily accessed. The refrigerator/freezer was kept within the work triangle, while the wall ovens, pantry storage and wine refrigerator were moved to an interior wall, allowing access without disrupting the main work zone. To create the country-casual mood desired, Landau used a semi-opaque stain in soft sage green on the cabinet doors so that some graining shows through. He also used seafoam blue granite with black specks on perimeter countertops, cherry wood on the island top and travertine tiles on the floor.

### The Basics

#### DESIGNER:

Jason Landau  
Amazing Spaces LLC  
30 Fountain Road  
Briarcliff Manor, NY 10510  
914-239-3725  
amazingspacesllc.com

**LOCATION:** Briarcliff Manor, NY

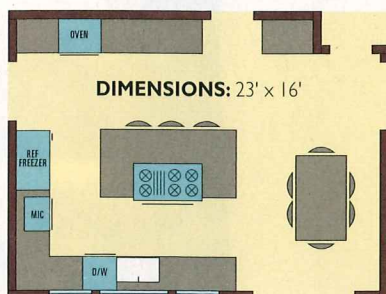
#### » SPECIAL FEATURES:

Open pot and pan rollouts on open island drawers; No upper wall cabinets by sink, to maximize views; Novel color scheme of soft greens and blues with black and cherry accents

#### PRODUCTS USED:

• Cabinetry: Heirloom, cherry wood with semi-opaque stain in a sage green  
• Oven: Thermador • Dishwasher: Bosch • Cooktop: Dacor • Hood: Broan • Sink: Elkay • Refrigerator/freezer: KitchenAid • Countertops: Perimeter; granite, seafoam blue 1¼" polished; island, cherry wood • Floor: Travertine, laid out in a step pattern

floor plan




### EASY ACCESS

Open shelving on the island makes cooking a snap.

### GUEST-FRIENDLY

Orienting the cooktop toward the island seating area, above left, encourages conversation.



# Island Cook Station

Island seating faces the cook and the gorgeous natural view



## BRING HOME THE BEACH



PHOTOGRAPHY: STEVE KRUPENYE

# Sand And Sea

Open to reflected water views,  
a remodeled bath connects with nature

### WISH LIST

- ✓ Casual aesthetic
- ✓ Vanity storage
- ✓ Separate tub and shower
- ✓ Built-in shower seating

DESIGNER JASON LANDAU, OWNER OF AMAZING SPACES LLC, was brought into this home to design a new master bath. To capture the water view, Landau installed large mirrors that reflect the watery sight. He also repeated the kitchen's country-casual aesthetic in the bathroom. He used a color palette that conjures up a spa feeling: Cabinets

are a dove white, while walls are a gray-blue for a crisp accent. Floor and wall tiles represent a mix of shapes, sizes and textures—all in pale beiges, browns and blue-grays. To dress up the room, Landau inserted feet on the corners of the vanity, ran layers of crown molding around cabinets and the ceiling, framed the mirrors and added a tile border on the floor. To fit in a roomy tub plus a shower with a built-in seat, Landau cleverly ran a glass partition between the components down to the tub deck, thereby creating the seat from the end of the tub. Polished chrome faucets, body sprays and hardware add the finishing touches.

### The Basics

#### DESIGNER:

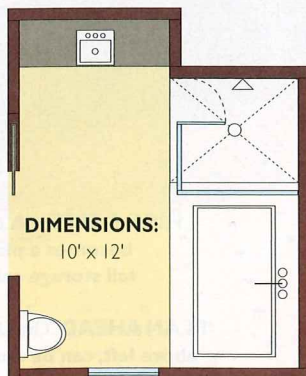
Jason Landau  
Amazing Spaces LLC  
30 Fountain Road  
Briarcliff Manor, NY 10510  
914-239-3725  
amazingspacesllc.com

**LOCATION:** Briarcliff Manor, NY

**» SPECIAL FEATURES:** Framed mirrors behind tub and in front of vanity to reflect water views in the distance and also provide views from the toilet; Mix of tiles in similar palette but different sizes, shapes and textures for visual punch; Single sink to conserve countertop space

#### PRODUCTS USED:

- Shower wall: Honed Durango marble tiles, 6" x 12"
- Back wall of tub and shower: Slate in contemporary, long subway-style tiles in range of beiges and browns
- Cabinetry: Maple painted white
- Shower floor: Mini Durango marble tiles in small brick pattern
- Floor of main room: Durango marble in 8" x 8", with slate border in mix of hues
- Tub, toilet, sink: Kohler
- Faucets: Rohl
- Sconces: Hammerton



floor plan

**SMOOTH TOUCH** The border tile on the floor and the narrow wall tiles add a punch to the subdued palette.

**SINGLE SOLUTION** Instead of the traditional two sinks, using one leaves more room for countertop space, left.





## LUXE LOOKS FROM LESS COSTLY MATERIALS

BY BARBARA BALLINGER



*We asked kitchen and bathroom designer Jason Landau what trends are coming on strong and which are receding. Here's what the owner of Amazing Spaces LLC (online at amazingspacesllc.com) in Briarcliff Manor, New York, had to say.*

**Q: Would you share with us the five top kitchen trends we'll be seeing for the next year or so?**

A lot of darker-colored kitchens with stains going almost to a coffee-color brown. Another trend is for simpler details, which will show up in more Shaker-style cabinet doors that work with a number of styles, from traditional to transitional to contemporary. Third, we'll see more homeowners knock down the walls between their kitchens and family rooms to create a great room or, in smaller homes, they might open the kitchen to the dining room and have just one table. Fourth, more people will ask for more appliances, like a separate refrigerator and freezer. And finally, for those looking to cut back, they'll do so with less expensive and unusual material selections or by going with a less expensive cabinet, perhaps a semi-custom design rather than a custom one.

**Q: How about any top bathroom trends you're seeing?**

Bigger showers with more amenities such as sprays, since many homeowners are willing to give up their bathtubs. They also are requesting two sinks and better lighting.

**Q: And the spa look—is that still a big influence, and how do you achieve it?**

The main way is by combining natural materials such as stone and wood with simple, clean, unadorned lines.

**Q: There's such a dizzying array of choices today in equipment and materials. How do you advise your clients to make the proper selections?**

We base our decisions on function first and then aesthetics. How hard does the family use the countertop, for instance—are they afraid of staining it or cutting on it or burning it? The answers help drive the decisions. When it comes to an oven versus a cooktop, and how many burners or ovens, we ask other questions: Do you bake a lot? How many cooks use the kitchen and do they need or want to be in separate areas? What do you like to cook? Do you have a bad back and hate to bend? When it



PHOTO: OLYMPIC PAINTS

Jason Landau's tips on cutting costs in a bath: Buy premade vanities and use paint colors to create a strong impact, as they can be easily changed.

comes to a particular brand, some homeowners like to read *Consumer Reports*, others depend on us and still others don't want to go with a name brand in order to save money.

**Q: So many homeowners dread remodeling their kitchen or bathroom—they expect the price to escalate, the timetable to be stretched out and, inevitably, problems to arise. What can be done to avoid such challenges?**

Choose carefully based on recommendations and pick one person as the point person to manage the project. Also, get all decisions down on paper before you start shopping for this and that.

**Q: Any looks, etc., that are fading in popularity?**

There's slight evidence that some are tiring of stainless steel, but we still do a lot with it. People are still opting for granite, but less for polished granite and more for matte or honed granite. There's a bit of a trend of getting away from microwaves, but it's not big yet. And in terms of a look, more, again, are going away from fussy details.

**Q: What's your biggest surprise as you keep designing?**

That some still take it upon themselves to make decisions that aren't wise after we've spent a lot of time making decisions. We might have a great kitchen, and then they pick a fixture or backsplash tiles that don't work and ruin the design. It can kill the look, and it wouldn't have cost more to ask me.